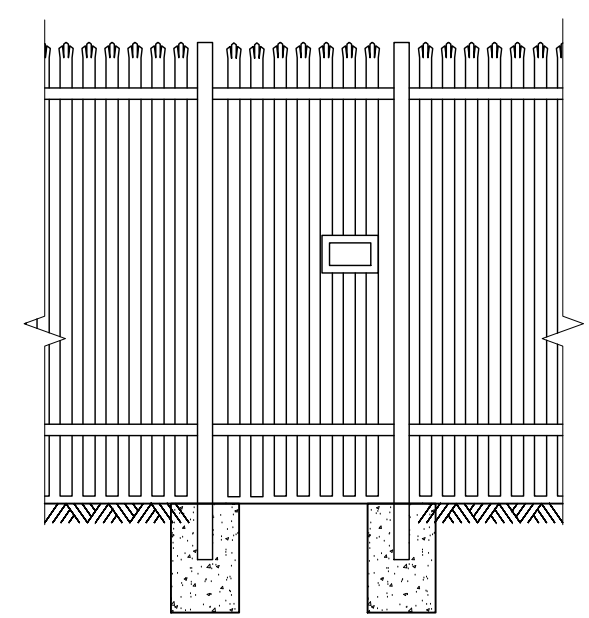
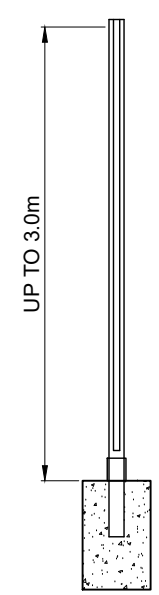


**TYPICAL PALISADE FENCE ELEVATION  
(DOUBLE VEHICLE GATE)**



**TYPICAL ELEVATION  
(PEDESTRIAN GATE)**

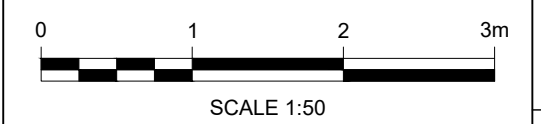


**TYPICAL CROSS SECTION**

**NOTES:**

1. ALL DIMENSIONS ARE IN METRES UNLESS NOTED OTHERWISE.
2. SUITABLE SAFETY SIGNAGE TO BE INSTALLED ON GATES & FENCES
3. FOUNDATIONS SUBJECT TO DETAILED DESIGN.
4. ALL DIMENSIONS ARE MAXIMUM ANTICIPATED AND SUBJECT TO DETAILED DESIGN.

**SHEET 1 OF 2**



1	BM	AP	PH	2025-01-16	FIRST ISSUE
ISSUE	DRAWN	CHKD	APPD	DATE	REVISION NOTES
PURPOSE					COORDINATES
PLANNING					N/A
SCALE					DATUM
1:50 @A3					N/A
LAYOUT DRAWING					T-LAYOUT NO
N/A					N/A

PROJECT TITLE  
**MACHAIRE ENERGY STORAGE**

DRAWING TITLE  
**TYPICAL SECURITY FENCE DETAILS**

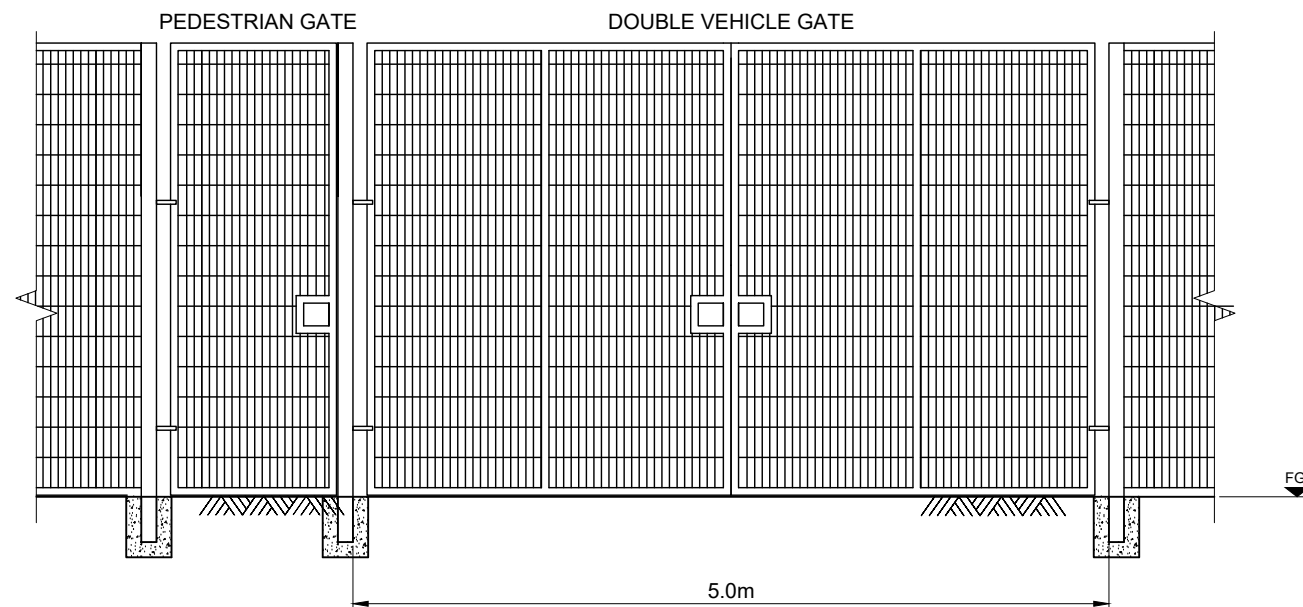
RES DRAWING NUMBER	REV
<b>05511-RES-SEC-DR-PT-001</b>	<b>1</b>

THIS DRAWING IS THE PROPERTY OF RENEWABLE ENERGY SYSTEMS LIMITED AND NO REPRODUCTION MAY BE MADE IN WHOLE OR IN PART WITHOUT PERMISSION

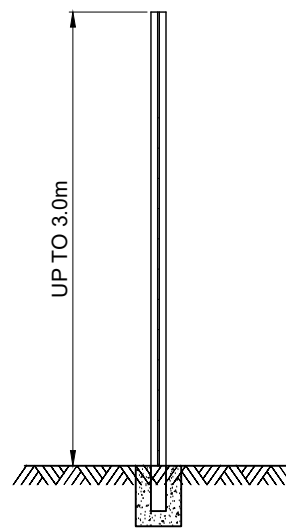
BEAUFORT COURT,  
EGG FARM LANE,  
KINGS LANGLEY,  
HERTS WD4 8LR, UK  
TEL +44 (0) 1923 299200  
WWW.RES-GROUP.COM

NOTES:

1. ALL DIMENSIONS ARE IN METRES UNLESS NOTED OTHERWISE.
2. SUITABLE SAFETY SIGNAGE TO BE INSTALLED ON GATES & FENCES
3. FOUNDATIONS SUBJECT TO DETAILED DESIGN.
4. ALL DIMENSIONS ARE MAXIMUM ANTICIPATED AND SUBJECT TO DETAILED DESIGN.



TYPICAL WELD MESH FENCE ELEVATION



TYPICAL CROSS SECTION

SHEET 2 OF 2



SCALE 1:50

1	BM	AP	PH	2025-01-16	FIRST ISSUE
ISSUE	DRAWN	CHKD	APPD	DATE	REVISION NOTES
PURPOSE					COORDINATES
PLANNING					N/A
SCALE					DATUM
1:50 @A3					N/A
LAYOUT DRAWING					T-LAYOUT NO
N/A					N/A

PROJECT TITLE  
**MACHAIRE ENERGY STORAGE**

DRAWING TITLE  
**TYPICAL SECURITY FENCE DETAILS**

RES DRAWING NUMBER	REV
05511-RES-SEC-DR-PT-001	1

THIS DRAWING IS THE PROPERTY OF RENEWABLE ENERGY SYSTEMS LIMITED AND NO REPRODUCTION MAY BE MADE IN WHOLE OR IN PART WITHOUT PERMISSION



BEAUFORT COURT,  
EGG FARM LANE,  
KINGS LANGLEY,  
HERTS WD4 8LR, UK  
TEL +44 (0) 1923 299200  
WWW.RES-GROUP.COM